Research Report 01

The AI Jobs Transition Framework.

Mapping AI's near-term impact on jobs across the global freight and logistics workforce, from warehouse floors to pricing desks.

Authors

Sudhanshu Heda

Joseph Milstein

Publisher

Sidecar Research

Gamma Point Advisory

contents

Inside this *report*.

A long-form research report adapting a three-dimensional AI labor framework to the global freight and logistics industry, written for operators, workers, and policymakers preparing for the transition ahead.

01	Introduction	p. 05
02	The Framework	p. 06
03	Workforce by Archetype	p. 07
04	Human Necessity	p. 08
05	Demand Elasticity	p. 10
06	Transition Map	p. 12
07	Role-by-Role Classification	p. 13
08	Capability Overhang	p. 14
09	Overhang by Archetype	p. 15
10	The Company View	p. 16
11	Implications by Archetype	p. 17
12	Caveats	p. 18
A	Appendix · Methodology	p. 19

00 KEY TAKEAWAYS

What this framework reveals about *logistics*.

01 on exposure

Exposure alone is a poor predictor of *near-term disruption*.

A customs broker with 75% task exposure may face less immediate pressure than a data entry clerk at 60%, because regulatory accountability anchors the broker in place.

02 on the framework

Across 32 roles, four *distinct archetypes* emerge.

~20% are at higher short-term automation risk, ~22% will reorganize, ~15% could grow with AI, and ~43% face less immediate change.

03 on necessity

Physical necessity is the *dominant shield* in logistics.

Unlike white-collar sectors where regulatory necessity dominates, logistics roles are protected primarily by the physical world, cargo must be moved, inspected, and delivered by humans and machines that require human operators.

04 on automation pressure

The pricing desk is *ground zero*.

Rate quoting, RFQ processing, and freight booking, roles central to logistics profitability, sit in the highest automation-risk quadrant. AI is already processing these tasks in production deployments today.

05 on demand elasticity

Customer-facing roles will *grow*, not shrink.

As AI collapses the cost of operational execution, forwarders who can offer faster, cheaper, and more reliable service will capture more volume, expanding demand for relationship-led sales and key account management.

abstract

A short summary, before the *long one*.

The logistics industry moves $12 trillion in goods annually, coordinated largely by email, spreadsheets, and phone calls. This report adapts a three-dimensional AI labor framework, exposure, human necessity, demand elasticity, to map 32 distinct logistics roles, assigns each to one of four transition archetypes, and validates the categorization against observed AI deployment patterns in freight forwarding production environments..

01
High automation risk
~20%
Information-layer roles. AI can already do most of the work in production.

02
Will reorganize
~22%
Roles change shape, not headcount. Oversight replaces execution.

03
Grows with AI
~15%
Customer-facing roles where AI expands what one person can do.

04
Less immediate change
~43%
Physical roles. Cargo still needs to be moved by humans and machines.

the four archetypes referenced throughout this report

01 INTRODUCTION

A $12T industry still runs on email and *spreadsheets*.

The logistics industry moves $12 trillion in goods annually, coordinated largely by email, spreadsheets, and phone calls. It is one of the most operationally intensive industries in the world, and one of the most ripe for AI-driven transformation.

Recent research has introduced a powerful three-dimensional lens for understanding how AI affects employment: technical exposure, human necessity, and demand elasticity. That work analyzed 900+ occupations across the entire U.S. economy. This report adapts the framework specifically for logistics, an industry we know deeply from building AI that processes thousands of freight quotes every day.

Most discussions of AI in logistics focus on autonomous trucks and warehouse robots. Those are important, but they are long-horizon bets. The near-term transformation is happening in the information layer: the emails, rate lookups, document processing, compliance checks, and coordination tasks that consume 60-70% of a freight forwarder's working day. That is where AI capabilities have already outpaced adoption, and where the transition framework reveals the sharpest distinctions between roles that will be automated, reorganized, or expanded.

This report maps 32 distinct logistics roles across the framework's three dimensions, assigns each to one of four transition archetypes, and validates the categorization against what we observe in production AI deployments. **The goal is not to forecast job losses; it is to provide a map of where near-term transition pressure will emerge first, so that logistics companies, workers, and policymakers can prepare.**

02 THE FRAMEWORK

Three dimensions decide where pressure *lands*.

Exposure tells us where AI can work. Human necessity tells us where people must stay. Demand elasticity tells us whether cheaper output means more work, or fewer workers.

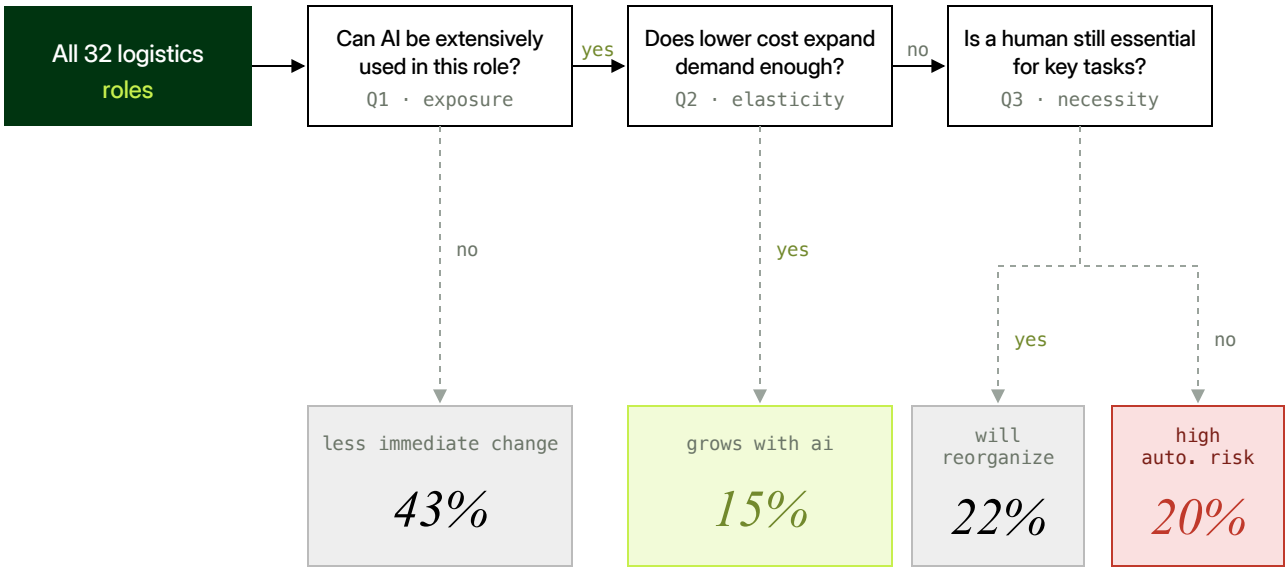

fig 1 · three questions sort 32 logistics roles into four archetypes.

03 WORKFORCE BY ARCHETYPE

Where transition pressure *concentrates.*

Applying the framework to 32 logistics roles, from warehousing to last-mile delivery, reveals where transition pressure is concentrated. Bucket widths below are proportional to estimated employment share.

archetype 04

43%

Less immediate change

- Truck drivers
- Warehouse
- Port operators
- Heavy equipment
- Last-mile
- Ship pilots

archetype 02

22%

Will reorganize

- Customs brokers
- Pricing analysts
- Freight coords
- Compliance
- Trade docs
- Ops mgrs

archetype 01

20%

High auto. risk

- Data entry
- Rate clerks
- Doc processing
- Booking admins
- Email triage
- Invoicing

archetype 03

15%

Grows with AI

- Key acct mgrs
- Sales reps
- Supply chain analysts
- Trade lane specialists

fig 2 · employment share by archetype. bucket widths track estimated share of the logistics workforce.

04 HUMAN NECESSITY

Logistics is anchored to the *physical world.*

Unlike financial services or media, cargo must be physically moved, inspected, loaded, and delivered, creating a floor of human necessity that no amount of AI capability can remove in the near term. We classify human necessity across three categories, but the distribution in logistics is markedly different than in other industries.

i.

Physical necessity.

The role requires physical action in the real world: driving trucks, operating cranes, loading containers, inspecting cargo, delivering packages. This is the dominant form of human necessity in logistics and protects the largest share of employment.

- Truck drivers
- Forklift ops
- Warehouse
- Dock
- Ship pilots
- Last-mile

ii.

Regulatory & accountability.

The role requires a licensed person to approve, certify, or take legal responsibility. Customs entries must be signed by licensed brokers. Hazmat shipments require certified handlers. Compliance officers bear personal regulatory liability.

- Customs brokers
- Compliance officers
- Hazmat certifiers
- Freight audit mgrs

iii.

Relational necessity.

The value of the service depends on trust, negotiation, relationship management, and personal judgment. In logistics, this is most pronounced in sales and key account management, where relationships drive repeat business and win margin.

- Key account mgrs
- Freight sales
- Carrier rel. mgrs
- Trade lane specialists

Where humans hold ground, and where they don't.

Roles grouped by which type of necessity holds them in place, ranked by strength. Where the bar is short, AI is technically capable of taking over; where the bar is long, humans stay regardless of exposure.

Physical necessity

8 roles



strong, near-impossible to automate

truck drivers, warehouse, forklift ops, dock workers, last-mile, ship pilots, crane ops, maintenance

Regulatory & accountability

5 roles



strong, licensed sign-off required

customs brokers, compliance officers, hazmat handlers, freight audit, trade docs

Relational

5 roles



strong, trust drives repeat business

key account mgrs, freight sales, carrier rel mgrs, trade lane specialists, ops mgr

Weak / none

7 roles

weak, where automation pressure concentrates

data entry, rate clerks, doc processing, booking, email triage, invoice, scheduling

fig 3 · human necessity by logistics role.

05 DEMAND ELASTICITY

Higher productivity doesn't always mean *fewer jobs.*

Productivity gains from AI only reduce employment when demand doesn't expand to absorb the output. When shipping gets cheaper, global trade expands. But when compliance gets cheaper, companies don't need more compliance, just the same compliance done faster.

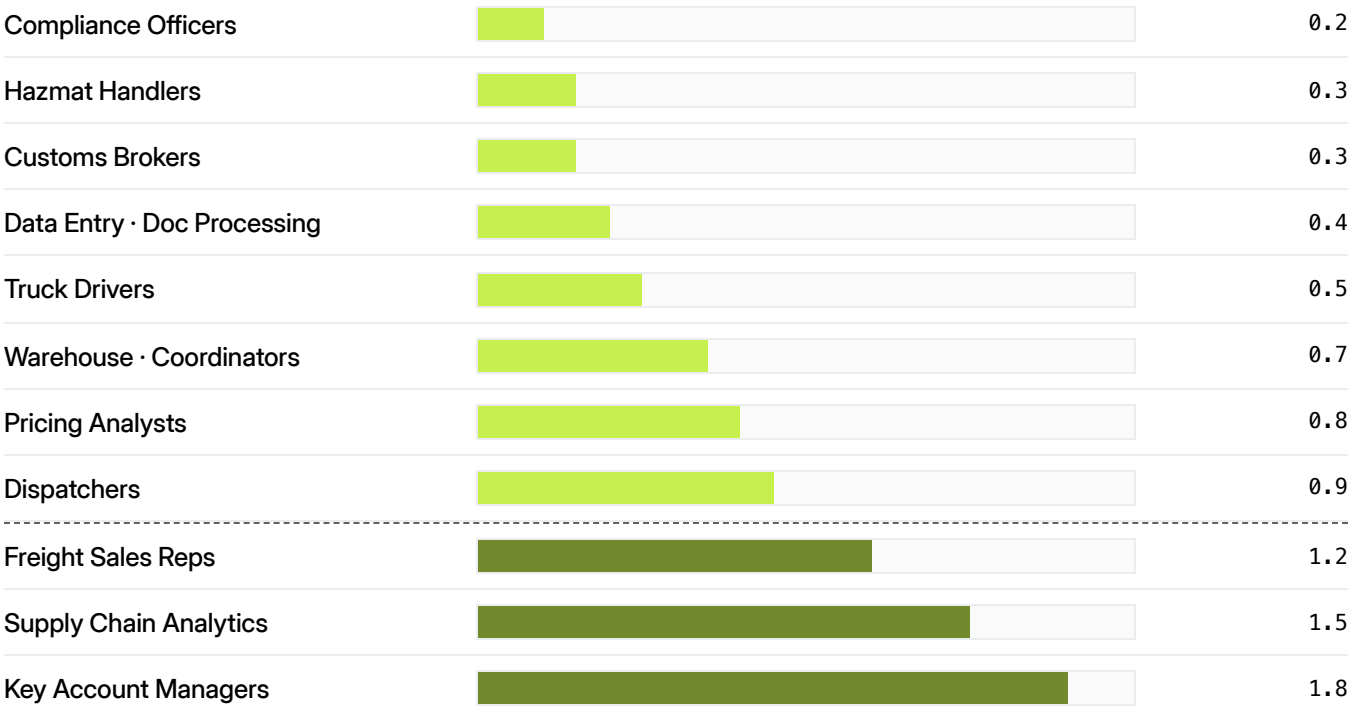

fig 4 · own-price elasticity by role. dashed line = unit elastic (1.0); bars past it grow with cheaper output.

05 DEMAND ELASTICITY, CONTINUED

The elastic frontier vs. the *inelastic floor.*

elastic, demand expands

Where AI grows the pie.

The most elastic roles in logistics sit at the revenue-generating frontier. When a key account manager can serve more customers because AI handles the operational burden, the forwarder wins more business. When supply chain analytics becomes cheaper, companies that couldn't previously afford sophisticated route optimization start buying it. When freight sales reps can respond to 3x more RFQs in the same day, conversion goes up and the company grows.

key account mgrs · supply chain analysts · freight sales reps · trade lane specialists

inelastic, demand fixed

Where productivity reduces headcount.

The least elastic roles are governed by fixed regulatory caseloads or physical constraints. A compliance officer's workload is determined by the number of shipments, not the price of compliance. A hazmat handler's demand is set by the volume of dangerous goods, not how cheaply they can be handled.

compliance officers · hazmat handlers · customs brokers · data entry clerks

> **The same productivity gain, two opposite outcomes.** Elasticity is what decides whether AI-driven productivity grows the workforce or shrinks it.

06 TRANSITION MAP

Each role lands in one of four *quadrants*.

Vertical: net employment effect from a 10% AI productivity shock. Horizontal: share of task-time that is AI-applicable.

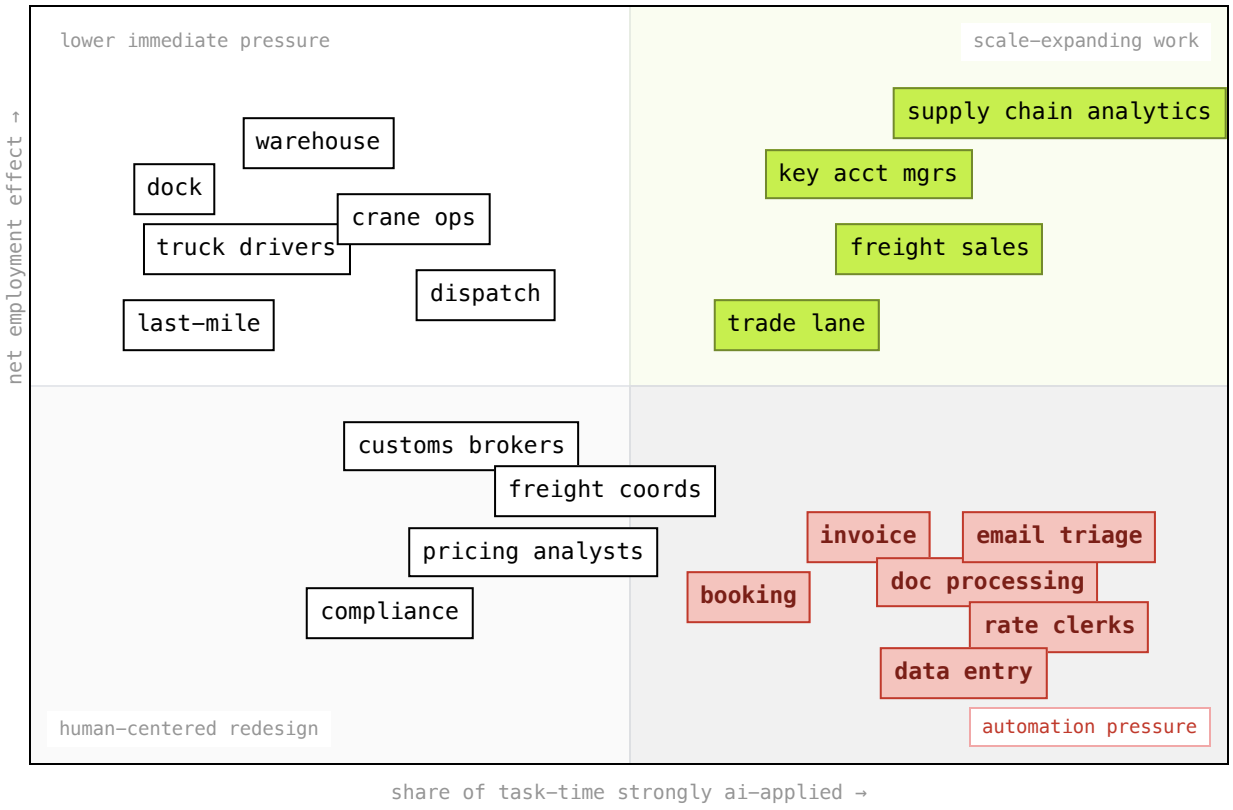

fig 5 · roles plotted on exposure × net employment effect. lime = roles where the effect is largest, in either direction.

07 ROLE-BY-ROLE CLASSIFICATION

All 32 roles, grouped by *archetype.*

Each role is plotted to one archetype based on AI exposure, human necessity, and demand elasticity. Numbers next to each role are the AI exposure score (% of task-time strongly AI-applicable).

archetype 01

High automation risk

6 roles · weak necessity
~86% avg exposure

Data Entry Clerk	92
Email Triage / Inbox	90
Rate / Tariff Clerk	88
Document Processing	85
Invoice / Billing Clerk	82
Booking / Scheduling	80

archetype 02

Will reorganize

7 roles · regulatory or relational
~67% avg exposure

Trade Documentation	78
Customs Broker	75
Pricing Analyst	72
Freight Audit / Claims	70
Compliance Officer	68
Freight Coordinator	65
Operations Manager	55

archetype 03

Grows with AI

5 roles · elastic demand
~59% avg exposure

Supply Chain Analyst	70
Trade Lane Specialist	60
Freight Sales Rep	60
Key Account Manager	55
Carrier Relationship	50

archetype 04

Less immediate change

14 roles · physical necessity
~19% avg exposure

Fleet Manager	40
Dispatcher	35
Hazmat Handler	30
Port / Terminal Mgr	30
Cold Chain Specialist	25
Warehouse Worker	20
Last-Mile Delivery	18
Truck Driver (Long-Haul)	15
Truck Driver (Drayage)	12
Maintenance Tech	12
Forklift Operator	10
Crane / Heavy Equip.	10
Dock Worker / Stevedore	8
Ship / Harbor Pilot	5

08 CAPABILITY OVERHANG

AI usage lags far behind what's *possible*.

The gap is largest in rate quoting, email, and document processing, where AI already operates in production.

realized exposure theoretical exposure , scale: 0% (left) → 100% (right)

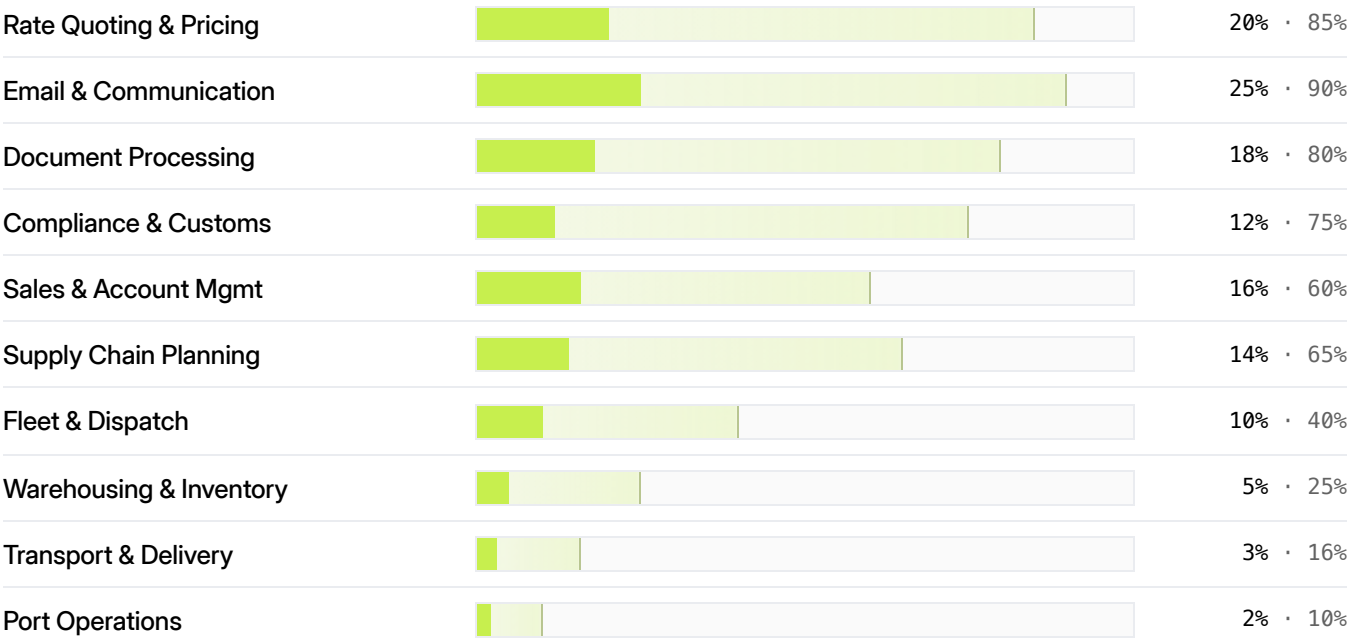

09 OVERHANG BY ARCHETYPE

High-risk roles already lead in *adoption.*

Sorted by gap size. The wider the gap between realized adoption (filled circle) and theoretical capability (hollow circle), the more headroom remains. (archetype 01 = high automation risk; 02 = will reorganize; 03 = grows with AI; 04 = less immediate change.)

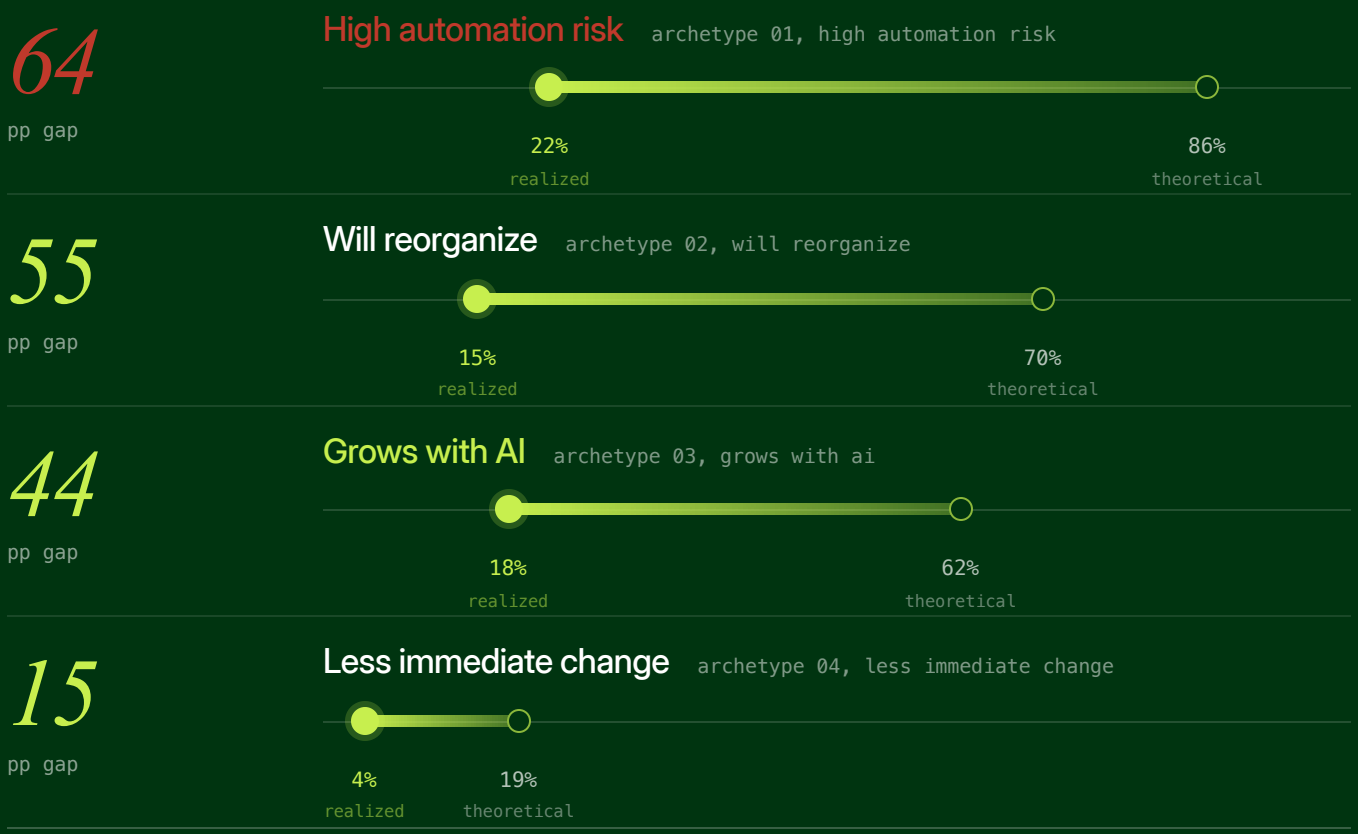

The pattern is clear: high-automation-risk roles already lead in adoption (22%) and carry the largest gap to close (64 pp). The technology works, the business case is proven, and the remaining barriers are organizational, not technical. Roles that will reorganize sit on a 55 pp gap, where AI is technically capable but human necessity (regulatory, relational) slows the rate of change rather than blocking it.

10 THE COMPANY VIEW

What this means for a *freight forwarder.*

A mid-size forwarder with 100 employees today: ~15 in data entry / document processing, ~20 in coordination, ~10 in pricing, ~8 in customs & compliance, ~12 in sales, ~35 in physical operations. Below: how those 100 FTEs reallocate as AI absorbs the information layer and the team handles materially higher shipment throughput on the same headcount, plausibly in the ~2–3× range over a 3-year horizon.

today · 100 fte · baseline volume	
Data entry · doc · email	15
Rate mgmt · pricing · booking	10
Coordination & ops	20
Customs & compliance	8
Sales & account mgmt	12
Physical ops · drivers · warehouse	35

→ 3yr ai adoption →

with ai · 100 fte · ~3x volume	
Data & doc	3
Rate mgmt & pricing	5
Coordination & ops	15
Customs & compliance	6
Sales & account mgmt ↑	**25**
Physical ops · drivers · warehouse	38
AI / tech operations	8

near-term · 12–24 months

Information layer first. A forwarder processing **500 RFQs/day** that today needs **50+ people** for those tasks could run materially leaner as AI absorbs the structured throughput. The same team handles meaningfully higher volume, plausibly in the **~2–3× range** as adoption matures.

medium-term · 2–5 years

Reorganization hits coordination, pricing, compliance. **Growth opportunity is in sales and relationship management** as operational costs drop and forwarders enter new lanes.

11 IMPLICATIONS BY ARCHETYPE

Different archetypes, different *playbooks*.

● High automation risk

Reskill into adjacent work.

Data entry, rate clerks, doc processors, booking admins. For companies: invest in reskilling these workers into coordination, customer service, or AI operations roles. For workers: develop skills in exception handling, AI tool management, and customer interaction.

● Will reorganize

Fewer, more senior, higher-paid.

Freight coords, pricing analysts, customs brokers, compliance. The job title stays but the description changes. These roles shift from execution to oversight: reviewing AI outputs, handling exceptions, judgment calls. Plan for fewer but more senior versions, with higher pay.

● Grows with AI

Where the pie gets bigger.

Sales, account mgmt, supply chain analytics, trade lane specialists. AI makes the pie bigger. As operational costs fall, forwarders can serve more customers, enter new markets, offer faster service. Forwarders who invest here, backed by AI ops, will capture disproportionate market share.

● Less immediate change

The physical floor.

Truck drivers, warehouse, dock, equipment operators. Physical necessity creates a hard floor. Near-term AI impact is in adjacent functions, route optimization, predictive maintenance, inventory forecasting, not in replacing the physical work itself. Autonomous vehicles remain a longer-horizon bet.

12 CAVEATS & INTERPRETATION

Caveats and *interpretation.*

This framework simplifies how tasks are actually organized within logistics operations. In practice, the same person who does data entry may also handle customer calls and coordinate with carriers, the bundling of tasks within roles means that automating one task may not eliminate the role.

First, the exposure scores and elasticity estimates are structured approximations, not precise causal measurements. They reflect our best assessment of where AI capability currently exists and how demand might respond, drawing on both established AI labor economics methodology and our direct experience deploying AI in logistics operations.

Second, this framework captures near-term dynamics. Over a longer horizon, advances in robotics could change physical necessity, regulatory frameworks could evolve to permit AI-only customs filings, and the industry's relationship with autonomous vehicles could shift the physical execution layer dramatically. The categories described here are not permanent, they describe where transition pressure is likely to emerge first.

Third, these are not job-loss forecasts. The framework identifies transition pressure, not outcomes. How companies, workers, and policymakers respond will determine whether automation pressure translates into displacement, reskilling, or growth. **The logistics companies that will thrive are those that use AI to grow volume and capability, not simply to cut costs.**

A METHODOLOGY

How the framework was *built.*

Exposure assessment. AI exposure is assessed at the task level, drawing on the O*NET task taxonomy adapted for logistics-specific functions. Each task is evaluated against current LLM capabilities, document understanding, structured data extraction, natural language generation, multi-step reasoning. A task is counted as exposed if it can be meaningfully performed or accelerated today.

Human necessity. Roles are classified using a three-category taxonomy, physical, regulatory/accountability, and relational, adapted to logistics. Physical necessity dominates due to the physicality of cargo movement. Regulatory necessity is strong in customs, hazmat, and trade compliance, where licensed individuals bear personal legal liability.

Demand elasticity. We estimate own-price elasticity using a standardized scenario, a 10% reduction in the effective cost of the role's output, holding quality and scope constant. Estimates reflect whether lower costs unlock latent demand, increase frequency, or expand market scope.

Archetype assignment. Roles are assigned via the decision flow in Figure 1. Primary inputs are task-weighted exposure, the strength and type of human necessity, and estimated elasticity. Thresholds are calibrated to logistics, exposure above 50% is high; elasticity above 1.0 is elastic.

Validation. The framework is validated against observed AI deployment data from production logistics systems, including Sidecar's own deployment across freight forwarding customers. Usage patterns are consistent with the assignments, high-risk roles show the highest realized AI usage; physical execution roles show minimal AI involvement.

colophon · about sidecar

Built for the freight forwarders *of 2030.*

Sidecar is the 24/7 AI teammate for logistics, automating quoting, operations, and finance so freight forwarders can grow into the change ahead.

> *The companies that win the next decade in logistics will not be the ones replacing humans fastest. They will be the ones that combine AI leverage with operational trust, regulatory accountability, and customer relationships.*

Get in touch at usesidecar.com →

Sudhanshu Heda

Co-founder & CEO of Sidecar, building AI agents for the global freight industry.

Joseph Milstein

Founder & Managing Partner of Gamma Point Advisory, an advisory firm bridging logistics, technology and capital, accelerating growth across global supply chains.